

2020-21 Texas Academic Performance Report (TAPR)



District Name: HURST-EULESS-BEDFORD ISD

Campus Name: WILSHIRE EL

Campus Number: 220916112

2021 Accountability Rating: Not Rated: Declared State of Disaster

This page is intentionally blank.



Texas Education Agency
2020-21 STAAR Performance (TAPR)
WILSHIRE EL (220916112) - HURST-EULESS-BEDFORD ISD - TARRANT COUNTY

Due to the cancellation of spring 2020 STAAR, 2021 and 2019 STAAR data are shown.



Texas Education Agency
2018-19 Progress (TAPR)
WILSHIRE EL (220916112) - HURST-EULESS-BEDFORD ISD - TARRANT COUNTY

Due to the cancellation of spring 2020 STAAR, 2019 and 2018 progress data are shown.

	School Year	State	District	Campus	African American			

Texas Education Agency
 2020-21 Bilingual Education/English as a Second Language (Current EB Students/EL) (TAPR)
 WILSHIRE EL (220916112) - HURST-EULESS-BEDFORD ISD - TARRANT COUNTY

Due to the cancellation of spring 2020 STAAR, 2021 and 2019 STAAR data are shown.

	School Year	State	District	Campus	Total Bilingual Education	BE-Trans Early Exit	BE-Trans Late Exit	BE-Dual Two-Way	BE-Dual One-Way	ALP Bilingual (Exception)	Total ESL	ESL Content-Based	ESL Pull-Out	ALP ESL (Waiver)	EB/EL with Parental Denial	Never EB/EL	Total EB/EL (Current)	Monitored & Former EB/EL
STAAR Performance Rate by Subject and Performance Level																		
All Grades All Subjects																		
At Approaches Grade Level or Below	2020	67%	77%	74%	-	-	-	-	-	-	62%	-	62%	-	88%	73%	63%	97%
	2019	78%	86%	82%	-	-	-	-	-	-	63%	*	62%	-	-	-	63%	-
At Meets Grade Level or Above	2020	30%	23%	26%	-	-	-	-	-	-	34%	34%	34%	11%	12%	11%	37%	3%
	2019	22%	31%	27%	-	-	-	-	-	-	34%	34%	34%	11%	12%	11%	37%	3%
At Masters Grade Level	2020	0%	0%	0%	-	-	-	-	-	-	0%	0%	0%	0%	0%	0%	0%	0%

Texas Education Agency
 2020-21 STAAR Participation (TAPR)
 WILSHIRE EL (220916112) - HURST-EULESS-BEDFORD ISD - TARRANT COUNTY


Due to the cancellation of spring 2020 STAAR, 2021 and 2019 STAAR data are shown.

	State	District	Campus	African American	Hispanic	White	American Indian	Asian	Pacific Islander	Two or More Races	Special Ed (Current)	Special Ed (Former)	Continuously Enrolled	Non-Continuously Enrolled	Econ Disadv	EB/EL (Current & Monitored)
2021 STAAR Participation (All Grades)																
All Tests																
Assessment Participant	88%	94%	97%	97%	100%	93%	-	100%	100%	93%	100%	100%	96%	98%	97%	100%
Included in Accountability	83%	90%	90%	85%	91%	89%	-	98%	100%	89%	98%	100%	95%	82%	89%	92%
Not Included in Accountability: Mobile	3%	3%	6%	8%	9%	2%	-	2%	0%	4%	2%	0%	1%	13%	6%	3%
Not Included in Accountability: Other Exclusions	1%	1%	1%	3%	0%	1%	-	0%	0%	0%	0%	0%	0%	3%	2%	5%
Not Tested	12%	6%	3%	3%	0%	7%	-	0%	0%	7%	0%	0%	4%	2%	3%	0%
Absent	2%	2%	0%	0%	0%	0%	-	0%	0%	0%	0%	0%	0%	0%	0%	0%
Other	10%	4%	3%	3%	0%	7%	-	0%	0%	7%	0%	0%	4%	2%	3%	0%
2019 STAAR Participation (All Grades)																
All Tests																
Assessment Participant	99%	100%	100%	100%	99%	100%	-	100%	100%	100%	99%	100%	100%	100%	100%	100%
Included in Accountability	94%	94%	93%	81%	94%	99%	-	99%	100%	100%	94%	87%	99%	84%	90%	93%
Not Included in Accountability: Mobile	4%	4%	7%	19%	4%	1%	-	1%	0%	0%	3%	13%	1%	15%	9%	6%
Not Included in Accountability: Other Exclusions	1%	1%	0%	0%	1%	0%	-	0%	0%	0%	2%	0%	0%	0%	0%	1%
Not Tested	1%	0%	0%	0%	1%	0%	-	0%	0%	0%	1%	0%	0%	0%	0%	0%
Absent	1%	0%	0%	0%	1%	0%	-	0%	0%	0%	1%	0%	0%	0%	0%	0%
Other	0%	0%	0%	0%	0%	0%	-	0%	0%	0%	0%	0%	0%	0%	0%	0%

* Indicates results are masked due to small numbers to protect student confidentiality.
 - Indicates there are no students in the group.

Texas Education Agency
2020-21 Attendance, Graduation, and Dropout Rates (TAPR)
WILSHIRE EL (220916112) - HURST-EULESS-BEDFORD ISD - TARRANT COUNTY

	State	District	Campus	African						
--	-------	----------	--------	---------	--	--	--	--	--	--



Texas Education Agency
2020-21 Graduation Profile (TAPR)

WILSHIRE ED (220916112) | HURST-EULESS-BEDFORD ISD | TARRANT COUNTY | DT4 B.D9TT456.0.3674567686

	Campus Count	Campus Percent	District Count	State Count
Graduates(2019-20 Annual Graduates)				
Total Graduates	-	-	1,595	360,220
By Ethnicity:				
African American	-	-	305	44,720
Hispanic	-	-		



There is no data for this campus.

Texas Education Agency
2020-21 CCMR-Related Indicators (TAPR)
WILSHIRE EL (220916112) - HURST-EULESS-BEDFORD ISD - TARRANT COUNTY



There is no data for this campus.

Texas Education Agency
2020-21 Other Postsecondary Indicators (TAPR)
WILSHIRE EL (220916112) - HURST-EULESS-BEDFORD ISD - TARRANT COUNTY



There is no data for this campus.

Texas Education Agency
 2020-21 Student Information (TAPR)
 WILSHIRE EL (220916112) - HURST-EULESS-BEDFORD ISD - TARRANT COUNTY

Student Information	Membership				Enrollment			
	Campus		District	State	Campus		District	State
	Count	Percent			Count	Percent		
Total Students	694	100.0%	22,884	3,359,040	697	100.0%	22,962	3,371,586
Students by Grade:								
Early Childhood Education	0	0.0%	0.4%	0.3%	3	0.4%	0.7%	0.4%
Pre-Kindergarten	39	5.6%	2.4%	3.7%				



Texas Education Agency
2020-21 Student Information (TAPR)
WILSHIRE EL (220916112) - HURST-EULESS-BEDFORD ISD - TARRANT COUNTY



Texas Education Agency
2020-21 Student Information (TAPR)
WILSHIRE EL (220916112) - HURST-EULESS-BEDFORD ISD - TARRANT COUNTY

Student Information	--Non-Special Education Rates--			---Special Education Rates---		
	Campus	District	State	Campus	District	State
Retention Rates by Grade:						
Kindergarten	2.5%	3.6%	1.4%	16.7%	7.9%	4.8%
Grade 1	0.0%	1.6%	1.9%	15.4%	4.1%	3.2%
Grade 2	0.0%	1.3%	1.0%	20.0%	1.9%	1.4%
Grade 3	0.0%	0.5%	0.5%	0.0%	0.0%	0.6%
Grade 4	0.0%	0.3%	0.3%	0.0%	0.0%	0.4%
Grade 5	1.1%	0.5%	0.2%	0.0%	0.4%	0.3%
Grade 6	0.0%	0.3%	0.2%	0.0%	0.0%	0.3%
Grade 7	-	0.2%	0.3%	-	0.5%	0.3%
Grade 8	-	0.8%	0.2%	-	1.1%	0.4%
Grade 9	-	1.2%	4.7%	-	3.2%	7.8%

Class Size Averages by Grade and Subject
(Derived from teacher responsibility records):

Class Size Information	Campus	District	State
Elementary:			
Kindergarten	21.8	19.5	17.7
Grade 1	20.5	20.2	18.0
Grade 2	19.8	20.2	18.0
Grade 3	19.2	20.6	18.2
Grade 4	22.0	18.2	18.3
Grade 5	22.4	19.8	19.8
Grade 6	25.0	23.5	19.4
Secondary:			
English/Language Arts	-	17.6	15.7
Foreign Languages	-	19.3	17.8
Mathematics	-	20.4	16.9
Science	-	20.6	17.9
Social Studies	-	22.1	18.3

Texas Education Agency
2020-21 Staff Information (TAPR)
WILSHIRE EL (220916112) - HURST-EULESS-BEDFORD ISD - TARRANT COUNTY

Staff Information	----- Campus -----			
	Count/Average	Percent	District	State
Total Staff	51.6	100.0%	100.0%	100.0%
Professional Staff:	48.3	93.5%	68.4%	64.3%
Teachers	39.7	77.0%	54.5%	49.6%
Professional Support	6.6	12.7%	9.7%	10.6%
Campus Administration (School Leadership)	2.0	3.9%	2.8%	3.0%
Educational Aides:	3.3	6.5%	8.0%	10.6%
Librarians and Counselors (Headcount):				
Full-time Librarians	1.0	n/a	25.0	4,290.0
Part-time Librarians	0.0	n/a	0.0	582.0
Full-time Counselors	1.0	n/a	44.0	3,211.0
Part-time Counselors	0.0	n/a	0.0	1,126.0
Total Minority Staff:	7.6	14.7%	31.3%	51.5%
Teachers by Ethnicity:				
African American	1.0	2.5%	6.4%	11.1%
Hispanic	2.4	6.1%	13.7%	28.4%
White	34.3	86.3%	76.1%	56.9%
American Indian	0.0	0.0%	0.7%	0.3%
Asian	2.0	5.0%	2.2%	1.8%
Pacific Islander	0.0	0.0%	0.2%	0.2%
Two or More Races	0.0	0.0%	0.6%	1.2%
Teachers by Sex:				
Males	3.6	9.0%	18.7%	23.8%
Females	36.1	91.0%	81.3%	76.2%
Teachers by Highest Degree Held:				
No Degree	0.0	0.0%	0.3%	1.2%
Bachelors	28.1	70.6%	65.7%	73.0%
Masters	11.7	29.4%	32.9%	25.0%
Doctorate	0.0	0.0%	1.1%	0.7%
Teachers by Years of Experience:				
Beginning Teachers	2.0	5.0%	3.9%	6.7%
1-5 Years Experience	11.0	27.7%	23.8%	27.8%
6-10 Years Experience	8.4	21.2%	23.6%	20.3%
11-20 Years Experience	8.3	20.9%	29.7%	29.1%
21-30 Years Experience	9.0	22.7%	16.1%	13.0%
Over 30 Years Experience	1.0	2.5%	2.9%	3.1%

Texas Education Agency
 2020-21 Staff Information (TAPR)
 WILSHIRE EL (220916112) - HURST-EULESS-BEDFORD ISD - TARRANT COUNTY

Staff Information	----- Campus -----		District	State
	Count/Average	Percent		
Number of Students per Teacher	17.5	n/a	15.8	14.5

Staff Information	Campus	District	State
Experience of Campus Leadership:			
Average Years Experience of Principals	5.0	6.8	6.4
Average Years Experience of Principals with District	5.0	6.4	\$62,517 5.5
Average Years Experience of Assistant Principals	2.0	6.2	\$50,359 5.5
Average Years Experience of Assistant Principals with District	2.0	5.4	4.8
Average Years Experience of Teachers:			
Average Years Experience of Teachers	11.9	12.4	11.2
Average Years Experience of Teachers with District:	6.7	7.7	7.2
Average Teacher Salary by Years of Experience (regular duties only):			
Beginning Teachers	\$57,700	\$55,400	\$50,849
1-5 Years Experience	\$59,427	\$59,832	\$53,288
6-10 Years Experience	\$62,177	\$62,682	\$56,282

Texas Education Agency
2020-21 Staff Information (TAPR)
WILSHIRE EL (220916112) - HURST-EULESS-BEDFORD ISD - TARRANT COUNTY

- Indicates there are no students in the group.
- * Indicates results are masked due to small numbers to protect student confidentiality.
- ** When only one student disability or assessment group is masked, then the second smallest student disability or assessment group is masked regardless of size.
- n/a Indicates data reporting is not applicable for this group.
- ? Indicates that the data for this item were statistically improbable or were reported outside a reasonable range.

Link to: [PEIMS Financial Standard Reports 2019-20 Financial Actual Report](#)
(To open link in a new window, press the "Ctrl" key and click on the link.)